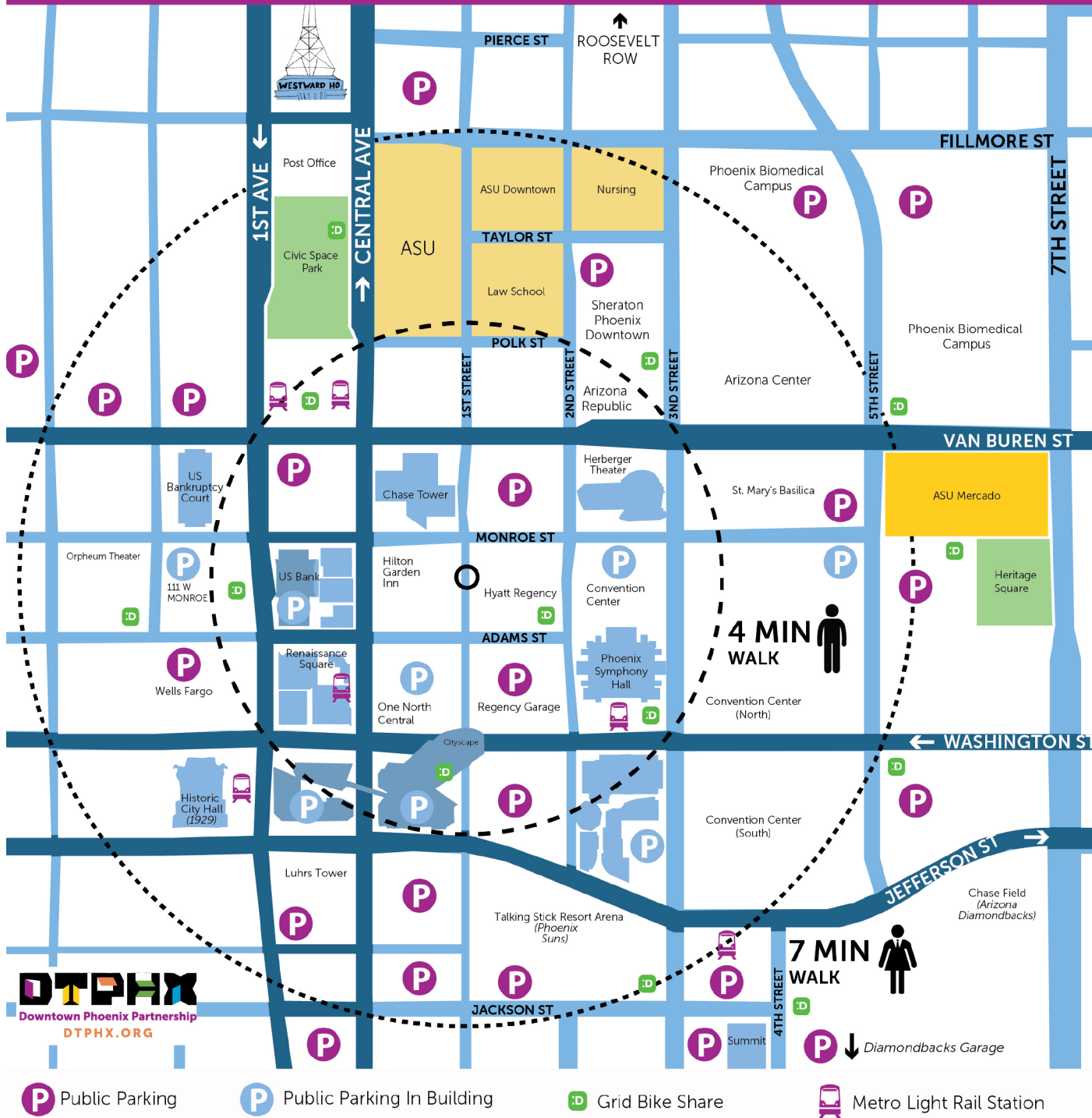


GETTING AROUND DTPHX



P Public Parking

P Public Parking In Building

D Grid Bike Share

M Metro Light Rail Station

PARK AND RIDE

15
MIN
TRAIN
RIDE

TO DOWNTOWN
FROM 2 PARK AND
RIDE LOCATIONS

RAPID / EXPRESS BUSES FROM

MESA
CHANDLER
GILBERT
GOODYEAR
AVONDALE/BUCKEYE
SURPRISE
GLENDALE
I-17 RAPID
I-10E RAPID - I-10W RAPID
SR-51 RAPID
AHWATUKEE
SOUTH MOUNTAIN
NORTH PHOENIX
WEST PHOENIX



PARKING GARAGES

PUBLIC
STRUCTURES

30

Average monthly parking rate \$65
Average daily parking rate \$5-12
For more info on monthly parking
call DPP **602-744-6408**

NO CAR? NO PROBLEM



LIGHT
RAIL STATIONS
GRID - BIKE
HUBS

6
12

Ambassadors DTPHX

Wearing orange shirts with "Ask Me" on the back. Ambassadors are available seven days a week, every day of the year.

Monday-Thursday 6:30 a.m. to 10 p.m.
Friday-Saturday 6:30 a.m. to 11 p.m.
Sunday 11:00 a.m. to 10 p.m.



Dead Battery? We Take Care of That!



Car Lock - Out Assistance



Free Escorts From Any Place in Downtown


602-495-1500

ambassadors@dtphx.org

Don't want to drive? You've got plenty of options!



BICYCLE




LIGHT RAIL



RIDE SHARE



TELECOMMUTING



PARK AND RIDE



PLATINUM TRANSIT PASS



CARPOOLING



VANPOOL



EXPRESS / BUS



WALKING

for more info visit www.valleymetro.org

"The accessibility of downtown is key to the enjoyment of living and working here. After being in the central core, a resident or employee realizes, very quickly, that of the amenities one needs are within direct reach"

- Andy Lucich, Kiterocket

7x
MINUTES

TO SKY HARBOR INTERNATIONAL AIRPORT VIA CAR/RIDESHARE

350  SHADE TREES PLANTED SINCE 2016 WITHIN  90 BLOCKS

"From my home in downtown, I can get to my workplace in Tempe, meetings all over Phoenix and Mesa by Valley Metro Rail, GR:D Bikes, and walking. And I use the same modes to get to all the great places I hang out, from art galleries to parks to places to eat and drink"

- Rick Naimark, Downtown Resident